

What is Canvas?

You will need to log in to Canvas to see the course page for each of your child's classes to find information about the course, grading policies and assignments.

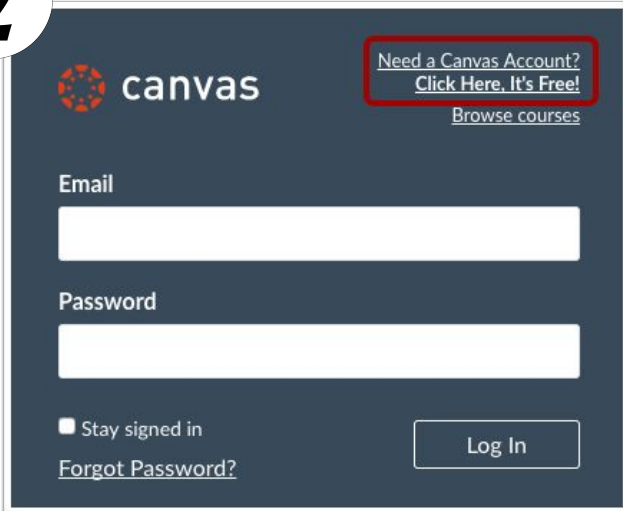
How to sign up for a parent Canvas account

1

Visit weldre4.instructure.com

2

Select **Need a Canvas Account**



canvas

Need a Canvas Account?
Click Here, It's Free!
[Browse courses](#)

Email

Password

Stay signed in

[Forgot Password?](#)

Log In

3

Select **Parents sign up here**



Sign up now,
it's free!

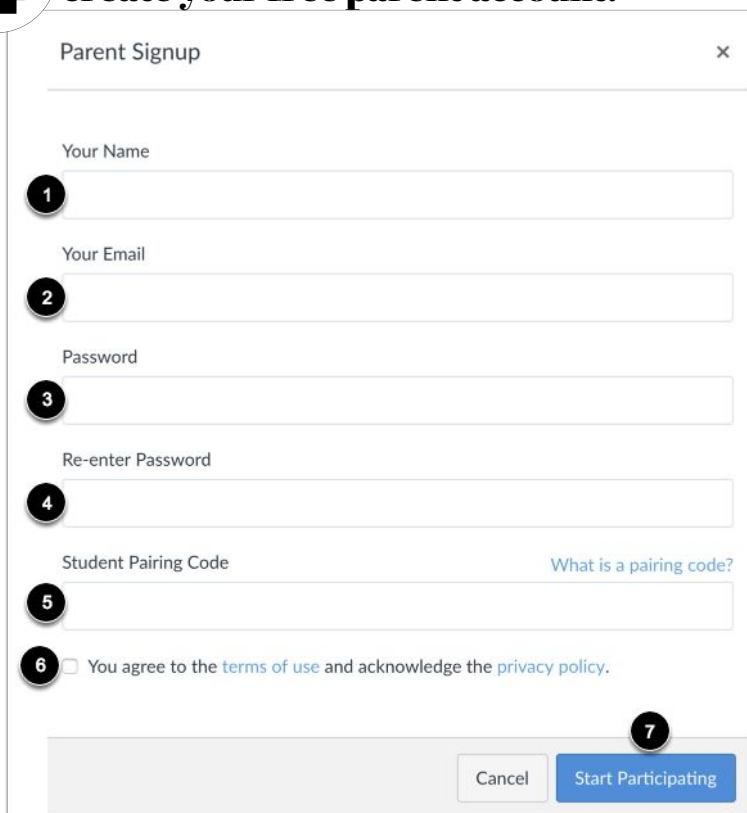
I'M A
TEACHER

I'M A
STUDENT

[Parents sign up here](#)

4

Fill out requested information to create your free parent account:



Parent Signup

Your Name

1

Your Email

2

Password

3

Re-enter Password

4

Student Pairing Code [What is a pairing code?](#)

5

6 You agree to the [terms of use](#) and acknowledge the [privacy policy](#).

7

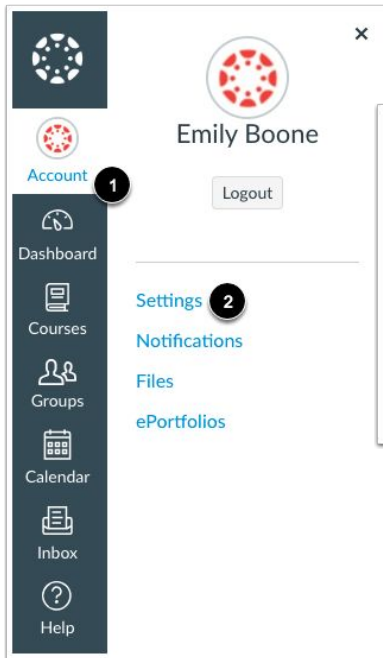
Cancel Start Participating

See reverse for instructions on how to obtain a Student Pairing Code. You will need one for each student.

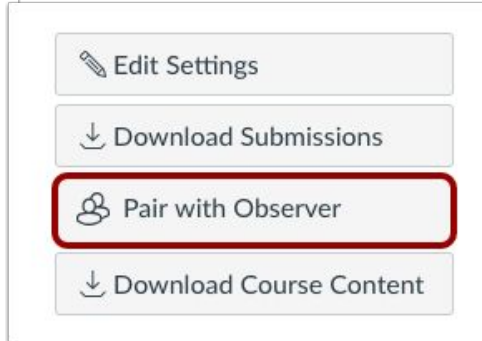
Student must log in to weldre4.instructure.com

How to find a student pairing code.

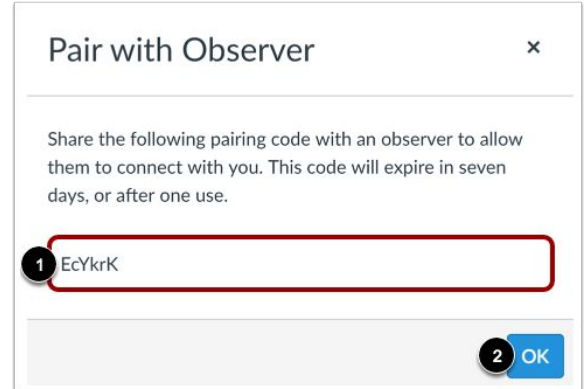
Select *Account* → *Settings*



Select *Pair with Observer*



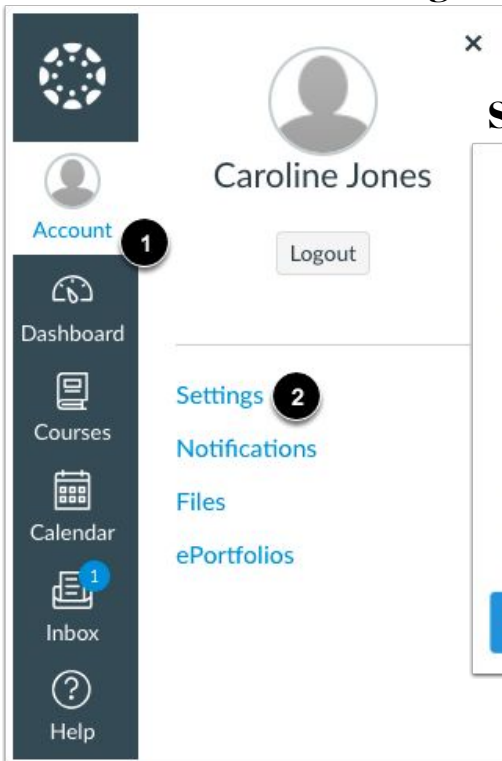
Copy or write down the pairing code.



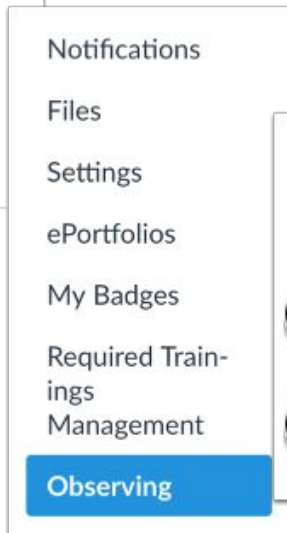
Parent must log in to weldre4.instructure.com

How to add additional students using a student pairing code.

Select *Account* → *Settings*



Select *Observing*



Select *+ student*



Type in pairing code for new student

